

CULTURAL COMPETENCY



INSTRUCTOR GUIDE

1-DAY COURSE

HRDQ[®]

CULTURAL COMPETENCY

Copyright © 2008 TreeLine 2008

Published by HRDQ

2002 Renaissance Boulevard #100

King of Prussia, PA 19406

Phone: (800) 633-4533

Fax: (800) 633-3683

Web: www.HRDQ.com

No part of this publication may be reproduced or transmitted in any form or by any means except as permitted under HRDQ's End User License Agreement, and the 1976 United States Copyright Act (17 U.S.C.) sections 107 and/or 108. Inclusion in any publication, whether for commercial or non-commercial purposes, is prohibited. Requests for permission to reproduce or reuse this content outside the terms of the End User License Agreement, should be addressed to permissions@hrdq.com or (610) 279-2002

For additional Reproducible Program Library licenses please contact the HRDQ Client Solutions Team at (800) 633-4533

The material in this publication is provided "as is." HRDQ disclaims any warranties, expressed or implied, regarding its accuracy or reliability, and assumes no responsibility for errors or omissions. To the extent permissible by law, HRDQ accepts no liability for any injuries or damages caused by acting upon or using the content contained in this publication.

Version 2.0

Last updated May, 2008

ISBN 978-1-58854-463-6

Reproducible Program Library—End-User License Agreement

IMPORTANT! PLEASE READ!

The following terms and conditions are a legal agreement between Organization Design & Development, Inc. DBA HRDQ (“HRDQ”) and You, Your organization, its subsidiaries, affiliates, and legal partners (“You”) regarding the Reproducible Program Library (“RPL”).

You may use the RPL only in accordance with the terms of this agreement as set forth below.

1. License Grant. HRDQ hereby grants You a non-exclusive and non-transferable license to download, reproduce, customize, and otherwise make use of the RPL within the terms of this agreement.
2. Proprietary Rights. The RPL is the sole and exclusive property of HRDQ and/or its authors including all right, title, and interest in and to the RPL. Except for the limited rights given to You herein, all rights are reserved by HRDQ.
3. Term. This Agreement is effective upon acceptance, and will remain in effect in accordance with the term of the license purchased. The specific term of this Agreement is defined on the sale invoice provided You at the time of purchase and available thereafter from HRDQ.
4. Authorized Use of Library. For the term of this license, You may:
 - (a) Store the RPL on a computer,
 - (b) Amend, edit, and change the RPL provided that all original copyright notices, and trade and service marks, remain intact and appear on this agreement and amended versions and reproductions thereof,
 - (c) Print and distribute paper copies of the RPL for educational or training activities, whether with direct employees, students, agents, or clients, and,
 - (d) Resell the RPL, in whole or in part, provided You have a current reseller agreement with HRDQ.

You may not:

- (a) Translate, reverse engineer, decompile, disassemble, or create derivative works based on the RPL,
 - (b) Include the RPL, in whole or in part, in any publication, product or service offered for sale,
 - (c) Lease or loan the RPL,
 - (d) Distribute the RPL through the means of a removable storage medium, such as CD-ROM or DVD,
 - (e) Copy or upload the RPL onto any bulletin board service or public Internet site, or,
 - (f) Sublicense or reassign this license.
5. Termination. Failure to perform in the manner required in this agreement shall cause this license to automatically terminate and HRDQ may exercise any rights it may have. Upon natural expiry of the term, unless renewed by You with HRDQ, access to the download site will be denied and all passwords rendered inactive. Upon termination, for whatever reason, You must destroy all original and amended versions of the RPL, in any and every format, and certify as such, in writing, to HRDQ upon request. All provisions of this license with regard to the protection of the proprietary rights of HRDQ shall continue in force after termination.
 6. Warranty. The RPL is provided “as is.” HRDQ warrants that the RPL does not violate any copyrights, trademarks, trade secrets, or patents of any third parties. HRDQ disclaims all other warranties, expressed or implied, regarding its accuracy or reliability, and assumes no responsibility for errors or omissions. To the extent permissible by law, HRDQ accepts no liability for any injuries or damages caused by acting upon or using the content contained in the RPL. If any part of the RPL is defective in workmanship or materials, HRDQ’s sole and exclusive liability, and sole and exclusive remedy for You, shall be replacement of the defective material. HRDQ’s warranty shall survive the termination of this agreement. Some states do not allow exclusions or limitations of implied warranties or liability in certain cases, so the above exclusions and limitations may not apply to You.
 7. Permissions. Any other use of the RPL not defined in this agreement is subject to the written approval of HRDQ.

HRDQ, 2002 Renaissance Blvd. #100, King of Prussia, PA 19406, 610.279.2002, www.hrdq.com.

Instructional Design and Learning Philosophy

We are committed to providing the best core skills content possible for Instructor-Led Training (ILT). The following principles are applied in the development of programs:

Sound Instructional Design

All course content is developed using a variety of research techniques. These include:

- Brainstorming sessions with target audience
- Library research
- Online research
- Customer research (focus groups, surveys, etc.)
- Subject Matter Experts (SME)
- Interviews with trainers

Expert instructional designers create imaginative and innovative solutions for your training needs through the development of powerful instructional elements. These include:

- Learning objectives — effective tools for managing, monitoring and evaluating training
- Meaningfulness — connects the topic to the students' past, present and future
- Appropriate organization of essential ideas — helps students focus on what they need to know in order to learn
- Modeling techniques — demonstrate to students how to act and solve problems
- Active application — the cornerstone to learning — helps students immediately apply what they have learned to a real-life situation
- Consistency — creates consistent instructions and design to help students learn and retain new information
- Accelerated learning techniques — create interactive, hands-on involvement to accommodate different learning styles

Application of Adult Learning Styles

Adults learn best by incorporating their personal experiences with training and by applying what they learn to real-life situations. Our experienced instructional designers incorporate a variety of accelerated learning techniques, role-plays, simulations, discussions and lectures within each course. This ensures that the learning will appeal to all learning styles and will be retained.

Course timing

Chapter One: Cultural competency skills

Type of activity	Segment	Time
	What is cultural competency?	15
	Elements of cultural competence	20
	Awareness of self	5
	Identifying common dimensions	15
	Examining your own culture	15

Chapter Two: Generating awareness about the world around us

	Developing your cultural awareness	15
	Dimensions of cultural awareness	15
	Five senses activity	15



Reading



Written exercise








Facilitation



Group activity






Course timing (cont.)

Chapter Two: Generating awareness about the world around us (cont.)

Type of activity	Segment	Time
 Reading	 How values differ among cultures	15
 Written exercise	 Recognizing norms and values	15
	 Acknowledging differences	15

Chapter Three: Effective communication skills


Facilitation

	 Build rapport	10
	 Communicate with your entire body	10
	 Techniques for giving feedback	15
	 Techniques for receiving feedback	15
	 Hall's patterns of communication	10


Group activity

Course timing (cont.)

Chapter Four: Respectful behaviors

Type of activity	Segment	Time
	Building bridges	10
	Behaviors that support cultural competency	10
	Handling sensitive situations	15
	Case study practice	30
	Wrap-up	10



Reading



Written exercise



Facilitation



Group activity

Contents

Licensing Agreement	Error! Bookmark not defined.
Instructional Design and Learning Philosophy	iv
Course timing	v
Course objectives.....	x
What is cultural competency?	12
What does cultural competence look like?.....	12
Elements of cultural competence	13
Awareness of self.....	13
Awareness of self.....	14
Identifying common dimensions.....	15
Examining your own culture	16
Developing your cultural awareness	18
Dimensions of cultural awareness	19
Five senses activity	20
How values differ among cultures.....	21
Acknowledging differences	24
Build rapport.....	26
Communicate with your entire body.....	26
Communicate with your entire body.....	27
Be aware of your entire body	27
Techniques for giving feedback to ensure understanding	27
Techniques for giving feedback to ensure understanding	28
Techniques for receiving feedback	29
Hall's patterns of communication	30
Cross-cultural negotiating	31
Ways of saying "no"	31

Building bridges	34
Behaviors that support cultural competency	34
Behaviors that support cultural competency	35
Behaviors that undermine cultural competence.....	35
Handling sensitive situations.....	36
Strategies for handling sensitive situations:.....	36
Case study practice	37
Communicating with second-language speakers	40
Action plan	41
Course review	42
Course evaluation	44
Course evaluation (cont.).....	45

Cultural Competency

© 2006 TreeLine Training. Published by HRDQ.



Course objectives

- Identify the elements of cultural competence in the workplace
- Increase your understanding of your own cultural background and how it affects your perceptions and interpretations of other cultures
- Recognize the three dimensions of cultural awareness when interacting with other cultures

© 2006 TreeLine Training. Published by HRDQ.



Course objectives (cont.)

- Develop the skills needed to practice respectful and caring behavior toward culturally diverse individuals and groups
- Understand how values differ among cultures
- Identify different communication styles among diverse cultural groups

© 2006 TreeLine Training. Published by HRDQ.



Course objectives

Successful completion of this course will increase your knowledge and ability to:

Identify the elements of cultural competence in the workplace

Increase your understanding of your own cultural background and how it affects your perceptions and interpretations of other cultures

Recognize the three dimensions of cultural awareness when interacting with other cultures

Develop the skills needed to practice respectful and caring behavior toward culturally diverse individuals and groups

Understand how values differ among cultures

Identify different communication styles among diverse cultural groups

Give and receive feedback in a caring, respectful way

Adapt behaviors that support cultural competency and minimize behaviors that undermine it

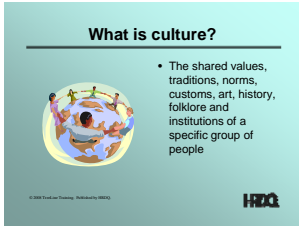
Chapter One



CULTURAL COMPETENCY SKILLS

Ice-breaker: Explain that, as the facilitator, you will be departing from tradition and introducing yourself last. Ask participants to write down the most important thing(s) about themselves, in 25 words or less, that they would want people to remember about them after they are dead. Have participants read their introductions aloud one by one. (If the group is large, ask for a few volunteers.) Next, introduce yourself using the following model of a relationship-oriented introduction: "My name is John Doe. My father is Jeremiah Doe and is a native of Massachusetts. My mother is Judith Alexander Doe. She is a housewife in Cambridge, Mass. I have a brother, Edward Doe, who lives in upstate New York. I also have a sister, Elaine Doe Smith, who lives in Ohio and has four children. My wife is Susan Jones Doe and is originally from Michigan. We have three children, Adam, Joseph and Emily." (Use your own example and base it on real relationships. When people begin to squirm, go a little longer and then stop.)

Have participants compare your introduction with theirs. The discussion should focus on how introductions reflect cultural values. Yours, for example, would reflect a culture in which relationships are more highly valued than accomplishments or career. In the U.S., where emphasis is placed on achievements, what a person does is often the focus of the introduction. Thus, cultural differences can become evident even at the first moment of meeting.

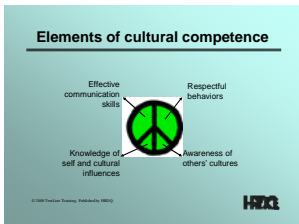


What is culture? Culture is the shared values, traditions, norms, customs, art, history, folklore and institutions of a specific group of people.



A fancy definition of cultural competency is “the willingness and ability to interact respectfully and effectively with individuals and groups, acknowledging the common and different elements of our cultural identities.” The result is words and actions that recognize, affirm and value the worth of individuals and communities and protect and preserve the dignity of each.

“Cultural intelligence” is another term for cultural competence.



What is cultural competency?

What does cultural competence look like?

Becoming aware of cultural identities and how these influence the way others are treated

Engaging each other as individuals and groups in a continuing, meaningful dialogue with the intent to establish ways to reach shared goals

Exploring ways to tap into the full potential of all members of an organization

Demonstrating caring and respectful behavior

Being conscious of the dynamics inherent when cultures interact

Respecting each person as an individual

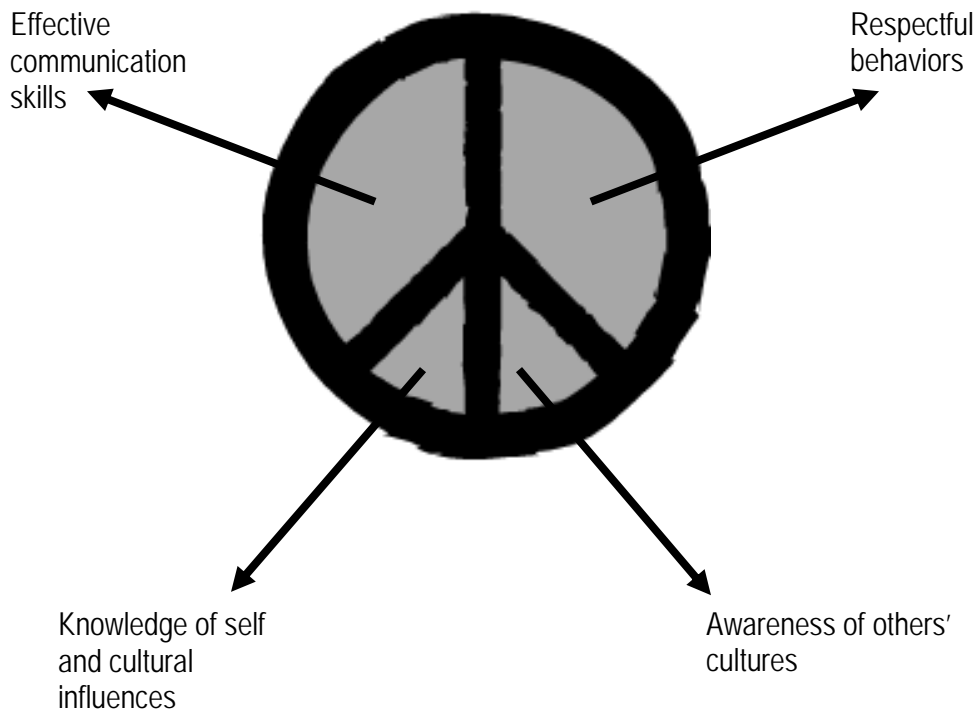
Elements of cultural competence

Knowledge of self and our own cultural influences

Awareness of others' cultural influences

Effective communication skills that convey respect and sensitivity

Commitment to respecting individual rights, dignity and differences through respectful behaviors



We've used the peace sign as a symbol of the elements of cultural competency because one of the goals of increasing cultural competence is to reduce misunderstandings and conflict due to ignorance and to encourage a peaceful (non-defensive and non-attacking) approach to understanding and resolving differences. The conceptual elements of knowing yourself and awareness of others are purposefully smaller than the concrete actions of communicating effectively and behaving respectfully.

Activity: Cultural encounter.

Purpose: To identify the components of cultural competence by experiencing another culture firsthand.

Instructions: Divide participants into two "culture" groups, ask for two volunteers to be "anthropologists" and assign one anthropologist to each group. Separate the anthropologists from the groups and give them the following instructions:

Try to interview as many people as possible within your assigned "culture" group. Use research methods — ask the same question of several people, verify responses for consistency, observe behavior, look for patterns, etc. After 10 minutes you will be asked to describe the culture of your group.

Group instructions: Take a couple of minutes and invent your own rules for your "culture." Some examples: Men can only talk with men and women can only talk with women. You can only answer yes or no questions. If the anthropologist is smiling when the question is asked, the answer is "yes," if the anthropologist is not smiling, the answer is "no."

Debrief by hearing the anthropologists' descriptions of each culture. See how close they came to uncovering the "rules" and talk about how easy or difficult it was to do that. Ask them how they felt to be on the outside trying to figure out how the culture operated.

Culturally competent people ...

- Engage in self-assessment
- Express individual heritage, values, beliefs and biases
- Form relationships based on trust and caring even in the face of individual differences
- Acquire knowledge about and are willing to listen to other perspectives



© 2006 TreeLine Training. All Rights Reserved.

HRDQ

The first element of cultural competence is awareness of self and one's own culture.

Culturally competent people ...

- Develop effective responses to challenges posed by new or uncomfortable situations
- Show openness and willingness to challenge prejudice and misperceptions
- Recognize similar and different communication, motivational and decision-making strategies



© 2006 TreeLine Training. All Rights Reserved.

HRDQ

Awareness of self

Recognizing assumptions and selective perceptions that we make about ourselves and others

Recognizing how we categorize or put people into "slots" to make them similar or different from ourselves

Using context to help us interpret events and situations

Looking at ourselves from an objective observer perspective

Seeking out fresh information to confirm or refute our perceptions

Identifying common dimensions

The following worksheet will guide you in developing self-awareness, first by examining affinity groups, then by examining your own culture.

Instructions: Identify a dimension that your group has in common. It could be anything from being working mothers or vegetarian to political affiliations, sports, hobbies, driving the same car, etc.

Common dimension:

One thing I like about being in this group:

One thing I dislike about what people say regarding this group:

Activity: Break participants into small groups. Have them identify a common dimension of their group — this makes them an affinity group.

Have participants share with each other one thing they like about being in that group and one thing they dislike about what others say regarding that group.

Debrief the perceptions and differences that exist among members of the same affinity group.

Once participants have identified an affinity group to which they belong, have them work individually, thinking about their own culture or heritage. For some people, this may feel sensitive, so do not require them to share their thoughts if they don't want to. But do ask for volunteers to share their responses.

Examining your own culture

Instructions: Answer the following questions.

1. What significance does being _____ (fill in your heritage) have for me?

2. What aspects of my cultural background/s do I like?

3. What aspects of my cultural background/s do I dislike?






Reproducible Training Library



DELIVERING HIGH-QUALITY, CUSTOMIZED TRAINING HAS NEVER BEEN SIMPLER.

The Reproducible Training Library offers a full suite of training solutions, in three formats:

-  Instructor-led Classroom programs with reproducible instructor and participant guides
-  Self-study e-Learning with freely distributable self-study module in Microsoft PowerPoint© format
-  e-Books in freely distributable pocket book Microsoft Word© format

All formats can be easily customized so it's your training, your way. Why spend the time when we've done the work for you?

Get started today!

Download the Info Kit hrdqstore.com/rtl-info or call our Customer Service Team at **800-633-4533**

ABOUT US

HRDQ is a trusted developer of soft-skills learning solutions that help improve the performance of individuals, teams, and organizations. We offer a wide range of resources and services, from ready-to-train assessments and hands-on games to facilitator certification, custom development, and more. Our primary audience includes corporate trainers, human resource professionals, educational institutions, and independent consultants who look to us for research-based solutions to develop key skills, such as leadership, communication, coaching, and team building.

At HRDQ, we believe an experiential approach is the best catalyst for adult learning. Our unique Experiential Learning Model has been the core of what we do for more than 30 years. Combining the best of organizational learning theory and proven facilitation methods with an appreciation for adult learning styles, our philosophy initiates and inspires.

**DOWNLOADABLE,
CUSTOMIZABLE, REPRODUCIBLE
& AFFORDABLE**

For more information or to place an order, please call or visit us at:
HRDQSTORE.COM | 800-633-4533