

EMPLOYEE INITIATIVE: HOW TO MAKE IT HAPPEN



**INSTRUCTOR GUIDE
4-HOUR COURSE**



EMPLOYEE INITIATIVE: HOW TO MAKE IT HAPPEN

Copyright © 2008 TreeLine 2008

Published by HRDQ

2002 Renaissance Boulevard #100

King of Prussia, PA 19406

Phone: (800) 633-4533

Fax: (800) 633-3683

Web: www.HRDQ.com

No part of this publication may be reproduced or transmitted in any form or by any means except as permitted under HRDQ's End User License Agreement, and the 1976 United States Copyright Act (17 U.S.C.) sections 107 and/or 108. Inclusion in any publication, whether for commercial or non-commercial purposes, is prohibited. Requests for permission to reproduce or reuse this content outside the terms of the End User License Agreement, should be addressed to permissions@hrdq.com or (610) 279-2002.

For additional Reproducible Program Library licenses please contact the HRDQ Client Solutions Team at (800) 633-4533.

The material in this publication is provided "as is." HRDQ disclaims any warranties, expressed or implied, regarding its accuracy or reliability, and assumes no responsibility for errors or omissions. To the extent permissible by law, HRDQ accepts no liability for any injuries or damages caused by acting upon or using the content contained in this publication.

Version 2.0

Last updated May, 2008

ISBN 978-1-58854-426-1

Licensing agreement

Reproducible Program Library—End-User License Agreement IMPORTANT! PLEASE READ!

The following terms and conditions are a legal agreement between Organization Design & Development, Inc. DBA HRDQ (“HRDQ”) and You, Your organization, its subsidiaries, affiliates, and legal partners (“You”) regarding the Reproducible Program Library (“RPL”).

You may use the RPL only in accordance with the terms of this agreement as set forth below.

1. License Grant. HRDQ hereby grants You a non-exclusive and non-transferable license to download, reproduce, customize, and otherwise make use of the RPL within the terms of this agreement.

2. Proprietary Rights. The RPL is the sole and exclusive property of HRDQ and/or its authors including all right, title, and interest in and to the RPL. Except for the limited rights given to You herein, all rights are reserved by HRDQ.

3. Term. This Agreement is effective upon acceptance, and will remain in effect in accordance with the term of the license purchased. The specific term of this Agreement is defined on the sale invoice provided You at the time of purchase and available thereafter from HRDQ.

4. Authorized Use of Library. For the term of this license, You may:

Store the RPL on a computer,

Amend, edit, and change the RPL provided that all original copyright notices, and trade and service marks, remain intact and appear on this agreement and amended versions and reproductions thereof,

Print and distribute paper copies of the RPL for educational or training activities, whether with direct employees, students, agents, or clients, and,

Resell the RPL, in whole or in part, provided You have a current reseller agreement with HRDQ.

You may not:

Translate, reverse engineer, decompile, disassemble, or create derivative works based on the RPL,

Include the RPL, in whole or in part, in any publication, product or service offered for sale,

Lease or loan the RPL,

Distribute the RPL through the means of a removable storage medium, such as CD-ROM or DVD,

Copy or upload the RPL onto any bulletin board service or public Internet site, or,

Sublicense or reassign this license.

5. Termination. Failure to perform in the manner required in this agreement shall cause this license to automatically terminate and HRDQ may exercise any rights it may have. Upon natural expiry of the term, unless renewed by You with HRDQ, access to the download site will be denied and all passwords rendered inactive. Upon termination, for whatever reason, You must destroy all original and amended versions of the RPL, in any and every format, and certify as such, in writing, to HRDQ upon request. All provisions of this license with regard to the protection of the proprietary rights of HRDQ shall continue in force after termination.

6. Warranty. The RPL is provided "as is." HRDQ warrants that the RPL does not violate any copyrights, trademarks, trade secrets, or patents of any third parties. HRDQ disclaims all other warranties, expressed or implied, regarding its accuracy or reliability, and assumes no responsibility for errors or omissions. To the extent permissible by law, HRDQ accepts no liability for any injuries or damages caused by acting upon or using the content contained in the RPL. If any part of the RPL is defective in workmanship or materials, HRDQ's sole and exclusive liability, and sole and exclusive remedy for You, shall be replacement of the defective material. HRDQ's warranty shall survive the termination of this agreement. Some states do not allow exclusions or limitations of implied warranties or liability in certain cases, so the above exclusions and limitations may not apply to You.

7. Permissions. Any other use of the RPL not defined in this agreement is subject to the written approval of HRDQ.

HRDQ, 2002 Renaissance Blvd. #100, King of Prussia, PA 19406,
610.279.2002, www.hrdq.com

Instructional design and learning philosophy

We are committed to providing the best core-skills content possible for Instructor-Led Training (ILT). The following principles are applied in the development of programs:

Sound Instructional Design

All course content is developed using a variety of research techniques. These include:

- Brainstorming sessions with target audience
- Library research
- Online research
- Customer research (focus groups, surveys, etc.)
- Subject Matter Experts (SME)
- Interviews with trainers

Expert instructional designers create imaginative and innovative solutions for your training needs through the development of powerful instructional elements. These include:







- Learning objectives — effective tools for managing, monitoring and evaluating training
- Meaningfulness — connects the topic to the students' past, present, and future
- Appropriate organization of essential ideas — helps students focus on what they need to know in order to learn
- Modeling techniques — demonstrate to students how to act and solve problems
- Active application — the cornerstone to learning — helps students immediately apply what they have learned to a real-life situation
- Consistency — creates consistent instructions and design to help students learn and retain new information
- Accelerated learning techniques — create interactive, hands-on involvement to accommodate different learning styles

Application of Adult Learning Styles




Adults learn best by incorporating their personal experiences with training and by applying what they learn to real-life situations. Our experienced instructional designers incorporate a variety of accelerated learning techniques, role-plays, simulations, discussions, and lectures within each course. This ensures that the learning will appeal to all learning styles and will be retained.

Course timing

Chapter One: Understanding Empowerment





Type of Activity	Segment	Time
	Introduction	15
	Creating a shared vision and mission statement	15
	Sharing information	10
	Dealing with resistance	10
	Exposing group norms	10
	For managers: avoid artificial empowerment	5

Chapter Two: Completed Staff Work

	What is completed staff work?	10
	The steps of completed staff work	60
	How to implement	10
	Case study	20

Course timing

Chapter Three: Developing an Accountability System

Type of Activity	Segment	Time
	Elements of an effective system	25
	Dealing with errors and mistakes	10
	How to survive a major mistake	10
	Wrap-up	10

Contents

Licensing agreement.....	iii
Instructional design and learning philosophy	v
Course timing.....	vi
Course objectives	ix
Chapter One: Understanding Empowerment	
Introduction.....	2
Creating a shared vision and mission statement.....	3
Sharing information	4
Dealing with resistance.....	5
Exposing group norms.....	6
For managers: avoid artificial empowerment	7
Chapter Two: Completed Staff Work	
What is completed staff work?.....	10
The steps of completed staff work.....	11
How to implement	14
Case study	15
Chapter Three: Developing an Accountability System	
Elements of an effective system.....	18
Dealing with errors and mistakes	20
How to survive a major mistake.....	21
Action plan.....	22
Course review	23
Solutions for every training challenge	24

Course objectives

Successful completion of this course will increase your knowledge and ability to:

- ◇ Explain the concept of empowerment
- ◇ Create a shared vision and mission statement
- ◇ Identify and overcome obstacles to empowerment
- ◇ Recognize and replace negative norms
- ◇ Recognize the benefits and challenges of completed staff work
- ◇ Perform the steps of completed staff work
- ◇ Practice systematic analysis
- ◇ Evaluate and prioritize alternatives objectively
- ◇ Establish meaningful accountability measurements
- ◇ Minimize the negative effects of errors and mistakes

Course objectives

- Create a shared vision and mission statement
- Identify and overcome obstacles to empowerment
- Perform the steps of completed staff work
- Practice systematic analysis
- Establish meaningful accountability measures

© 2013 Pearson Education, Inc. All rights reserved.


HRDQ

Chapter One



UNDERSTANDING EMPOWERMENT

Introduction: Many managers complain that their employees' work is incomplete and lacks professionalism. On the other hand, many employees complain that their managers don't let them do interesting projects. The solution to both situations is accomplished by empowering employees and requiring accountability in return. Review the definition of empowerment listed on this page. Empowerment is a balance between trust and accountability.



Introduce yourself; review the course objectives and the benefits listed on this page. Explain that empowerment and accountability is a way of building ownership in employees—changing their mindset to become more proactive and view situations from their managers' perspectives. Review the elements of building ownership listed on this page.

Introduction

Definition of empowerment

Empowerment = Information + Authority + Accountability + Trust

Benefits of empowerment

- ◇ Increases your credibility and your reputation in the workplace
- ◇ Gives you recognition as the originator of the idea or proposed action
- ◇ Increases the likelihood that your proposal will succeed because you did your homework
- ◇ Protects your boss from half-baked ideas, undeveloped presentations, and rambling memos
- ◇ Enables you to avoid potentially embarrassing mistakes and problems from unintended consequences of decisions

Building ownership

- ◇ See it
 - Everyone has eyes and is expected to use them
- ◇ Own it
 - Focus on acknowledging problems and what can be done about them
- ◇ Solve it
 - Replace “It wasn’t my fault” or “Why me?” with “What can I do to solve this problem?”
- ◇ Do it
 - Make it happen—provide the support and get the results you need

Creating a shared vision and mission statement

Four questions a mission statement must answer

- ◇ What do we do?
- ◇ For whom do we do it?
- ◇ How do we do it?
- ◇ Why do we do it?

Involving employees in the creation process

- ◇ Base the mission statement on your organization's/team's core values.
- ◇ Focus on desired behaviors.
- ◇ Spread the word constantly (but expect some saturation time).
- ◇ Actions mean more than words.



The first step in empowering employees is to involve them in the process of developing a vision and mission statement for the organization/group/team. If employees are merely told what the vision and mission is, they will have little sense of ownership and see no reason to take initiative. But, if the employees have had a hand in creating the vision and mission statement, it will truly be theirs and they will want to see it succeed.

Activity: Have participants work in small groups to answer the four questions listed on this page. If members of each small group all work in the same area, they can answer for their area. If group members are from different departments or areas, they can choose one member on whom to concentrate and help him or her answer the questions. Debrief by sharing answers. Note what the underlying values are upon which the mission statement is based; check if the answers focus on desired behaviors (not attitudes) and what actions would demonstrate the mission in action.

It seems self-evident that sharing information is a good thing, but in reality this often fails to happen. Poll the audience and ask how many have experienced a problem or delay in solving a problem due to lack of information. Review the points on this page, and focus on the activity at the bottom of the page.

Activity: Finding opportunities. Have participants work in pairs. Note that “better results” may mean they are faster, higher quality, more customer focused, etc. Debrief by sharing answers. Compare answers and see if there is any specific type of information that isn't being shared, or a certain type of format that isn't being used effectively to share. Tell participants to target those areas first for improvement.

Sharing information

The shorter the distance, the faster and more accurately information flows.

Why share

- ◇ Good decisions depend on good information.
- ◇ Responsibility without information is a recipe for failure.

What to share

- ◇ Technical information
- ◇ Financial information
- ◇ Social information

How to share

- ◇ Employee/management forums
- ◇ Participation meetings
- ◇ Financial performance and competitor assessments
- ◇ Huddles to surface and solve problems informally
- ◇ Online access to data; electronic bulletin boards, etc.

Consequences of not sharing


- ◇ Employees will not act empowered, may avoid responsibility, may make excuses and gripe
- ◇ Lost opportunities
- ◇ Mistakes or other serious consequences

Activity: Finding opportunities

Think of a decision you could make or a responsibility you could have (that your boss or someone else is handling now) that would produce better results. What type(s) of information do you need to carry out that decision or responsibility? What's the best way to obtain that information?

Dealing with resistance

Challenging types



Activity: Identifying empowerment obstacles

Form small groups and discuss ways your organization may be discouraging empowerment and what you can do about it.

- ◇
- ◇
- ◇
- ◇

Resistance to empowerment can take many forms. Ask participants if they've heard or thought about any of the comments listed on this page. Tie the comments to common forms of resistance.

- "What if I don't succeed?" -- Afraid of failure
- "I'm happy doing exactly what I'm doing." -- Don't want responsibility or accountability
- "That just sounds like more work." -- Unmotivated
- "What's wrong with the way we're doing things now?" -- Stuck in their old ways

Activity: Have participants discuss ways to handle the resistance described in the quotes. Also, have them discuss ways the organization may be discouraging empowerment and what they can do about it. Some suggestions:

- Make it safe to make mistakes.
- Don't mask "doing more with less" under the guise of empowerment.
- Expose paternalistic attitudes of managers. Sometimes good intentions to "protect" employees hinder their development.
- Examine organization/team norms. These are unspoken behaviors that reflect the organization or team's culture. They can be positive or negative, and can be very difficult to change. (More on this on the next page.)

This page contains fairly complete information about group norms. Norms can affect all aspects of an organization's culture, but for now we're focusing on how they affect employees' tendencies to behave proactively (empowered) or not.

Review the information on this page, and give examples of group norms that negatively influence empowerment. Some examples:

- Taking risks is avoided because mistakes are frowned upon.
- Creative thinking is suppressed because the boss rewards consistency and stability.
- Department factions prevent various functions from working together effectively.

Review the process for challenging and replacing negative norms.

- Develop a "normative profile" for your organization group by surfacing and ranking harmful norms
- Prioritize the norms your group agrees have the worst impact, and work on the most negative ones first
- Identify new positive norms to replace harmful ones
- List specific behaviors that make the new norm evident
- Brainstorm realistic ways to get the changes started

Exposing group norms

Many behaviors that defeat or suppress empowerment have become so entrenched that employees would be surprised and suspicious if anyone behaved differently. Behavior that has become deeply established is called a "norm." All organizations create norms, both consciously and unconsciously.

Definition of a norm

- ◇ A pattern or trait taken to be typical in the behavior of a group
- ◇ Behavior of a group's members that is anticipated and expected by the group as a whole
- ◇ Learned behavior and attitudes that are practiced in order to be perceived as fitting in

Why norms are important

- ◇ Norms regulate the behavior of the group's members. They represent a form of social approval that has a powerful influence over how people live and work together.
- ◇ Behaviors that appear to be successful are imitated, especially those of a strong leader.
- ◇ Behaviors that result in being criticized or singled out are discontinued.

Five-step process for challenging and replacing negative norms

1. Develop a "normative profile"
2. Prioritize the norms
3. Identify new positive norms
4. List associated behaviors
5. Brainstorm ways to get the changes started

For managers: avoid artificial empowerment

Responsibility without authority is a strong demotivator. Complete this assessment to see if you're guilty of inadvertently contributing to employees' indifference.

1. I involve employees in important tasks, projects, and decisions.	Rarely	Sometimes	Often
2. When employees come to me with a problem, I offer suggestions for how to solve it.	Rarely	Sometimes	Often
3. When I get information from upper management, I share it immediately with my staff whenever possible.	Rarely	Sometimes	Often
4. I want employees to check with me before implementing decisions so I can make certain they don't make a mistake.	Rarely	Sometimes	Often
5. I seek employees' thoughts and opinions and act on them.	Rarely	Sometimes	Often
6. I give employees responsibility for reporting successes and failures to upper-level management.	Rarely	Sometimes	Often
7. Employees go above and beyond their "regular" jobs when we're in a pinch.	Rarely	Sometimes	Often

This is an opportunity to assess whether managers are doing all they can to support an atmosphere of empowerment. For managers in the group, ask them to complete this as a self-assessment. For employees in the group who aren't managers, ask them to complete the assessment thinking of their boss. Participants don't have to share the results with anyone else.

Scoring: The preferred answer for 1, 3, 5, 6 and 7 is Often. The preferred answer for 2 and 4 is Rarely.






Reproducible Training Library



DELIVERING HIGH-QUALITY, CUSTOMIZED TRAINING HAS NEVER BEEN SIMPLER.

The Reproducible Training Library offers a full suite of training solutions, in three formats:

-  Instructor-led Classroom programs with reproducible instructor and participant guides
-  Self-study e-Learning with freely distributable self-study module in Microsoft PowerPoint© format
-  e-Books in freely distributable pocket book Microsoft Word© format

All formats can be easily customized so it's your training, your way. Why spend the time when we've done the work for you?

Get started today!

Download the Info Kit hrdqstore.com/rtl-info or call our Customer Service Team at **800-633-4533**

ABOUT US

HRDQ is a trusted developer of soft-skills learning solutions that help improve the performance of individuals, teams, and organizations. We offer a wide range of resources and services, from ready-to-train assessments and hands-on games to facilitator certification, custom development, and more. Our primary audience includes corporate trainers, human resource professionals, educational institutions, and independent consultants who look to us for research-based solutions to develop key skills, such as leadership, communication, coaching, and team building.

At HRDQ, we believe an experiential approach is the best catalyst for adult learning. Our unique Experiential Learning Model has been the core of what we do for more than 30 years. Combining the best of organizational learning theory and proven facilitation methods with an appreciation for adult learning styles, our philosophy initiates and inspires.

**DOWNLOADABLE,
CUSTOMIZABLE, REPRODUCIBLE
& AFFORDABLE**

For more information or to place an order, please call or visit us at:
HRDQSTORE.COM | 800-633-4533