

***MOTIVATING EMPLOYEES TO BE THEIR BEST***



**INSTRUCTOR GUIDE**  
**1-DAY COURSE**

**HRDQ<sup>®</sup>**

***MOTIVATING EMPLOYEES TO BE THEIR BEST***

Copyright © 2008 TreeLine 2008  
Published by HRDQ  
2002 Renaissance Boulevard #100  
King of Prussia, PA 19406

Phone: (800) 633-4533  
Fax: (800) 633-3683  
Web: [www.HRDQ.com](http://www.HRDQ.com)

No part of this publication may be reproduced or transmitted in any form or by any means except as permitted under HRDQ's End User License Agreement, and the 1976 United States Copyright Act (17 U.S.C.) sections 107 and/or 108. Inclusion in any publication, whether for commercial or non-commercial purposes, is prohibited. Requests for permission to reproduce or reuse this content outside the terms of the End User License Agreement, should be addressed to [permissions@hrdq.com](mailto:permissions@hrdq.com) or (610) 279-2002

For additional Reproducible Program Library licenses please contact the HRDQ Client Solutions Team at (800) 633-4533

The material in this publication is provided "as is." HRDQ disclaims any warranties, expressed or implied, regarding its accuracy or reliability, and assumes no responsibility for errors or omissions. To the extent permissible by law, HRDQ accepts no liability for any injuries or damages caused by acting upon or using the content contained in this publication.

Version 2.0  
Last updated May, 2008

ISBN 978-1-58854-410-0

## Reproducible Program Library—End-User License Agreement

### IMPORTANT! PLEASE READ!

The following terms and conditions are a legal agreement between Organization Design & Development, Inc. DBA HRDQ (“HRDQ”) and You, Your organization, its subsidiaries, affiliates, and legal partners (“You”) regarding the Reproducible Program Library (“RPL”).

You may use the RPL only in accordance with the terms of this agreement as set forth below.

1. License Grant. HRDQ hereby grants You a non-exclusive and non-transferable license to download, reproduce, customize, and otherwise make use of the RPL within the terms of this agreement.

2. Proprietary Rights. The RPL is the sole and exclusive property of HRDQ and/or its authors including all right, title, and interest in and to the RPL. Except for the limited rights given to You herein, all rights are reserved by HRDQ.

3. Term. This Agreement is effective upon acceptance, and will remain in effect in accordance with the term of the license purchased. The specific term of this Agreement is defined on the sale invoice provided You at the time of purchase and available thereafter from HRDQ.

4. Authorized Use of Library. For the term of this license, You may:

- (a) Store the RPL on a computer,
- (b) Amend, edit, and change the RPL provided that all original copyright notices, and trade and service marks, remain intact and appear on this agreement and amended versions and reproductions thereof,
- (c) Print and distribute paper copies of the RPL for educational or training activities, whether with direct employees, students, agents, or clients, and,
- (d) Resell the RPL, in whole or in part, provided You have a current reseller agreement with HRDQ.

You may not:

- (a) Translate, reverse engineer, decompile, disassemble, or create derivative works based on the RPL,
- (b) Include the RPL, in whole or in part, in any publication, product or service offered for sale,
- (c) Lease or loan the RPL,
- (d) Distribute the RPL through the means of a removable storage medium, such as CD-ROM or DVD,
- (e) Copy or upload the RPL onto any bulletin board service or public Internet site, or,
- (f) Sublicense or reassign this license.

5. Termination. Failure to perform in the manner required in this agreement shall cause this license to automatically terminate and HRDQ may exercise any rights it may have. Upon natural expiry of the term, unless renewed by You with HRDQ, access to the download site will be denied and all passwords rendered inactive. Upon termination, for whatever reason, You must destroy all original and amended versions of the RPL, in any and every format, and certify as such, in writing, to HRDQ upon request. All provisions of this license with regard to the protection of the proprietary rights of HRDQ shall continue in force after termination.

6. Warranty. The RPL is provided “as is.” HRDQ warrants that the RPL does not violate any copyrights, trademarks, trade secrets, or patents of any third parties. HRDQ disclaims all other warranties, expressed or implied, regarding its accuracy or reliability, and assumes no responsibility for errors or omissions. To the extent permissible by law, HRDQ accepts no liability for any injuries or damages caused by acting upon or using the content contained in the RPL. If any part of the RPL is defective in workmanship or materials, HRDQ’s sole and exclusive liability, and sole and exclusive remedy for You, shall be replacement of the defective material. HRDQ’s warranty shall survive the termination of this agreement. Some states do not allow exclusions or limitations of implied warranties or liability in certain cases, so the above exclusions and limitations may not apply to You.

7. Permissions. Any other use of the RPL not defined in this agreement is subject to the written approval of HRDQ.

HRDQ, 2002 Renaissance Blvd. #100, King of Prussia, PA 19406, 610.279.2002, [www.hrdq.com](http://www.hrdq.com).

# Instructional design and learning philosophy

We are committed to providing the best core-skills content possible for Instructor-Led Training (ILT). The following principles are applied in the development of programs:

## Sound Instructional Design

All course content is developed using a variety of research techniques. These include:

- Brainstorming sessions with target audience
- Library research
- Online research
- Customer research (focus groups, surveys, etc.)
- Subject Matter Experts (SME)
- Interviews with trainers

Expert instructional designers create imaginative and innovative solutions for your training needs through the development of powerful instructional elements. These include:







- Learning objectives — effective tools for managing, monitoring, and evaluating training
- Meaningfulness — connects the topic to the students' past, present, and future
- Appropriate organization of essential ideas — helps students focus on what they need to know in order to learn
- Modeling techniques — demonstrate to students how to act and solve problems
- Active application — the cornerstone to learning — helps students immediately apply what they have learned to a real-life situation
- Consistency — creates consistent instructions and design to help students learn and retain new information
- Accelerated learning techniques — create interactive, hands-on involvement to accommodate different learning styles

## Application of Adult Learning Styles

Adults learn best by incorporating their personal experiences with training and by applying what they learn to real-life situations. Our experienced instructional designers incorporate a variety of accelerated learning techniques, role-plays, simulations, discussions, and lectures within each course. This ensures that the learning will appeal to all learning styles and will be retained.

# Course timing

## Chapter One: The Foundation of Motivation

Type of Activity	Segment	Time
	Introduction	30
	Community	10
	Influence	10
	Openness	10
	Case studies	20
	Group self-assessment	10



Reading



Written  
Exercise



Facilitate



Group  
Activity

## Course timing (cont.)

### Chapter Two: Fostering Motivation as a Manager



Reading











Written Exercise



Facilitate







Group Activity

Type of Activity	Segment	Time
	Who motivates you?	20
	Tailoring your leadership style	20
	Dialog and listening	15
	Honesty, trust, and respect	15
	Commitment and passion	15
	Sharing information	20
	Creating a shared vision and mission	20
	Building group identity	10

## Course timing (cont.)

### Chapter Three: Encouraging Employees' Intrinsic Motivation

Type of Activity	Segment	Time
	Creating a culture of ownership and accountability	10
	Taking initiative	30
	Practice	20
	Learning from mistakes	15








Reading



Written Exercise

### Chapter Four: Overcoming Obstacles to Motivation

Type of Activity	Segment	Time
	Dealing with outside pressures	15
	Improving systems and policies	15
	Strategies for fostering motivation in a negative culture	15
	Challenging personalities	20
	Wrap-up	10



Facilitate



Group Activity

# Contents

Licensing agreement.....	iii
Instructional design and learning philosophy.....	iv
Course timing.....	v
Course objectives.....	x
<b>Chapter One: The Foundation of Motivation</b>	
Introduction.....	2
Case studies.....	7
Group self-assessment.....	8
<b>Chapter Two: Fostering Motivation as a Manager</b>	
Who motivates you?.....	10
Tailoring your leadership style.....	11
Dialog and listening.....	13
Honesty, trust, and respect.....	15
Commitment and passion.....	16
Sharing information.....	17
Creating a shared vision and mission.....	18
Building group identity.....	19
<b>Chapter Three: Encouraging Employees' Intrinsic Motivation</b>	
Creating a culture of ownership and accountability.....	22
Taking initiative.....	23
Learning from mistakes.....	28

**Chapter Four: Overcoming Obstacles to Motivation**

Dealing with outside pressures..... 30  
Improving systems and policies..... 32  
Strategies for fostering motivation in a negative culture ..... 33  
Challenging personalities ..... 36

**Appendix**

Action plan ..... 40  
Course review ..... 41  
Course evaluation ..... 43  
Solutions for every training challenge..... 45

**Motivating Employees to Be Their Best**

**HRDQ**

---

**Course objectives**

- Identify major factors that affect motivation
- Apply specific skills that model community, influence, and openness
- Match or tailor your leadership style to meet the preferences of your employees
- Identify inhibitors to fostering group commitment and passion

**HRDQ**

---

**Course objectives (cont.)**

- Encourage group initiative-taking
- Create a culture of ownership and accountability
- Apply strategies for dealing with outside pressures that negatively affect motivation

**HRDQ**

## Course objectives

Successful completion of this course will increase your knowledge and ability to:

- ◇ Identify major factors that affect motivation
- ◇ Apply dialog and listening skills that model community, influence, and openness
- ◇ Take specific actions to foster trust within a group
- ◇ Model the concept of accountability
- ◇ Identify inhibitors to fostering group commitment and passion
- ◇ Teach a four-step process designed to help groups learn from mistakes
- ◇ Encourage group initiative-taking
- ◇ Create a group culture of ownership and accountability
- ◇ Identify and apply strategies for dealing with outside pressures that negatively affect motivation
- ◇ Identify and apply strategies for dealing with systems and policies that negatively affect group esteem
- ◇ Match or tailor your leadership style to various employees' motivational preferences

# Chapter One



## ***THE FOUNDATION OF MOTIVATION***



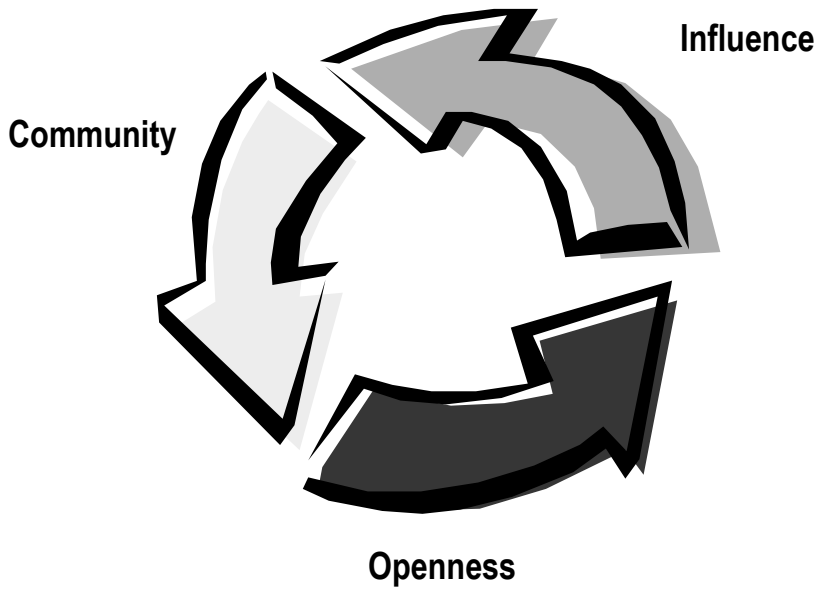
# Introduction (cont.)

## What this program IS NOT about

### Extrinsic motivation

- ◇ Cash
- ◇ Rewards
- ◇ Incentives
- ◇ Recognition

## What this program IS about



The basic premise of this program is that motivation is not something you do to others—people motivate themselves.

So, this program is not about traditional, extrinsic motivational techniques such as rewards, incentives, salary, etc. These use a “carrot-and-stick” approach that tries to get employees to change their behavior based on external factors.


Extrinsic motivation lasts for a short period of time and, over time, is eventually seen as an entitlement, as something that is deserved automatically without any extra effort or output.

**Extrinsic versus intrinsic**

- Cash
- Rewards
- Incentives
- Recognition

Comes from within a person


- Arises from having a strong emotional interest in an activity and a related sense of freedom and autonomy



© 2008 HRDQ Training, Publishing, 19922 **HRDQ**

What this program *is* about: As a manager, if you can create the appropriate climate that fosters positive feelings and eliminates obstacles, then employees will be intrinsically motivated. The three elements of this type of climate are community, influence, and openness. Therefore, today’s seminar is about providing the skills and techniques you will need to help groups develop a sense of community, to acquire influence over their work-related actions, and to enjoy the openness of shared information and feelings.

**Elements of motivation**



© 2008 HRDQ Training, Publishing, 19922 **HRDQ**

**Elements of motivation**

- Confidence and satisfaction in being part of a community
- Having influence over work-related actions
- Enjoying openness of shared information and feelings



© 2008 HRDQ Training, Publishing, 19922 **HRDQ**

**Community in the workplace**


- Create trusting environment
- Care for and protect employees
- Treat each employee fairly and respectfully
- Discourage back-biting and politics

© 2008 TreeLine Training. Published by HRDQ.

Discuss the definition of community. It starts best in small groups. The larger the role of hierarchy in the organization, the harder it is to build a sense of community.

Activity: Have participants brainstorm what community looks like in the workplace. Some ideas:

- Care for and protect employees
- Listen to and do their best to accept contributions and divergent ideas as honest attempts to help
- Discourage back-biting and politics
- Do their best to treat each member of organization as equally worthy of respect
- Share information so everyone can see how the whole organization works and how it is doing
- Publicly celebrate the group's success
- Share losses
- Employees are treated fairly and justly and feel the workplace is an environment they can trust




**Concept:** Community is the sense of belonging and interacting with a group and feeling valued for your uniqueness.

**Underlying issues and needs:**

- ◇ The need to feel included (in the group, in the organization, in the community)
- ◇ The need to feel significant
- ◇ The fear of being ignored or abandoned

**What does community look like in the workplace?**

- ◇
- ◇
- ◇
- ◇
- ◇



**Concept:** Influence is the sense of having autonomy, power, and authority when taking action and dealing with people.

**Underlying issues and needs:**

- ◇ The need to feel competent
- ◇ The need to feel in control
- ◇ The need to have choices — over behaviors, thoughts, feelings, reactions
- ◇ The confidence to confront situations and people
- ◇ The fear of embarrassment, humiliation, vulnerability

**What does influence look like in the workplace?**

- ◇
- ◇
- ◇
- ◇
- ◇

**Influence in the workplace**

- Encourage taking initiative
- Make decisions independently
- Give authority appropriate to what one is accountable for
- Solve problems close to the action rather than passing to higher-ups
- Work is perceived as meaningful and valuable

Discuss the definition of influence. As participants discuss what influence looks like in the workplace, relate their answers to accountability. One major result of having influence is the growth of individual and group accountability.

Activity: Have participants brainstorm what influence looks like in the workplace. Some ideas:

- Grant authority appropriate to what you are accountable for
- Encourage taking initiative
- Make decisions independently
- Exercise judgment
- Solve problems close to the action rather than passing along to higher-ups
- Ask employees to find solutions to problems they create/encounter; avoid handing down solutions
- Perceive value in work they produce — products and services are genuinely useful — work is meaningful

Redesign job to include:


- Skill variety
- Task identity — visible outcome
- Task significance — impact on others
- Autonomy — freedom in determining schedule, procedures, etc.
- Job feedback — results indicate how well done



Discuss the definition of openness. As participants share what openness looks like in the workplace, emphasize that the lack of openness in an organization leads to great inefficiency and reduced productivity.

Activity: Have participants brainstorm what openness looks like in the workplace. Some ideas:

- Speak in inclusive language
- Listen instead of telling
- Live your personal values
- Employees know what is expected of them
- Develop commonly held group values
- Nurture dignity in those around you
- Respect differences of opinion
- Ensure access to information in order to do job and understand the big picture — goals and progress of the organization — to see how their activities relate to overall mission and goals



**Concept:** Openness is the degree to which individuals and groups are willing to share information with each other.

**Underlying issues and needs:**

- ◇ The need to be in the information loop
- ◇ The need to receive feedback
- ◇ The need for self-knowledge and self-expression
- ◇ The need to be shown respect through honesty
- ◇ The fear of being rejected or disliked

***What does openness look like in the workplace?***

- ◇
- ◇
- ◇
- ◇
- ◇

1. Influence
2. Community
3. Openness

## Case studies

Read each scenario and decide which element isn't being fulfilled and how it could be improved.

1. Samantha, a computer programmer, has a strong vision of what the final product should look like and feels that her vision is being tossed aside when she is told that the efforts of her and her team are "good enough," even though she has identified a number of potential improvements. This is particularly frustrating to her in problem-solving situations where a quick fix is chosen that is only marginally more efficient than providing a fundamental solution to the problem that would be more satisfactory for the customer. An example would be spending two hours adding a new menu of instructions to the customer on how to access the data the long way rather than taking four hours to devise and implement a shortcut to the data, which the customer would actually prefer.

What's not being fulfilled: \_\_\_\_\_

2. Earl only wants two things out of his job: the friendship of his buddies in the machine shop and his paycheck. Earl is paid on a per-piece basis—i.e., the harder he works and the more parts he finishes, the more money he makes. Earl is a good machinist and can be very productive if he tries. Unfortunately, when Earl outperforms the rest of his work group, they scorn him as a "rate-buster." The more he produces the worse the scorn. It seems that in the past, the shop's owners have used high performance as justification for lowering the amount workers receive for each piece produced.

What's not being fulfilled: \_\_\_\_\_

3. Diane works as a graphic designer for an advertising agency. She enjoys her job because it provides her with challenging and interesting work and it pays well. In her firm, bonuses are awarded semiannually on the basis of the company's accomplishments; however, Diane never has a clear sense of what her bonus will be for any given performance period. Additionally, individuals who perform well are also given first choice of new projects. As a well-trained and competent worker, Diane does her job very well; however, in her mind, that hasn't translated into corresponding opportunities to pick her projects—someone else always seems to get to pick first, for reasons not apparent to Diane.

What's not being fulfilled: \_\_\_\_\_

## Group self-assessment

*Instructions: Use this scale to assess your workplace community, influence, and openness.*

1 = never    2 = seldom    3 = somewhat    4 = often    5 = always

1. My group sees itself as part of an organization with a limited hierarchy.	1	2	3	4	5
2. My group has articulated a shared vision aligned with the organization's.	1	2	3	4	5
3. The organization listens to and accepts contributions and new ideas from my group.	1	2	3	4	5
4. Our group publicly celebrates our successes.	1	2	3	4	5
5. The group treats each member as equally worthy of respect.	1	2	3	4	5
6. Our group's accountability is equal to its level of authority.	1	2	3	4	5
7. Our group solves its own problems.	1	2	3	4	5
8. Our group perceives value in our work.	1	2	3	4	5
9. Our group takes initiative to make decisions without passing the buck.	1	2	3	4	5
10. Our group feels competent to achieve the task at hand.	1	2	3	4	5
11. Our group isn't afraid to engage in constructive conflict.	1	2	3	4	5
12. Our group enjoys an open flow of organizational information.	1	2	3	4	5
13. Our group actively seeks feedback.	1	2	3	4	5
14. Our group values and practices honesty.	1	2	3	4	5
15. Our group uses inclusive language.	1	2	3	4	5

Total for questions 1–5: \_\_\_\_ Community

Total for questions 6–10: \_\_\_\_ Influence

Total for questions 11–15: \_\_\_\_ Openness

**Grand Total:** \_\_\_\_\_






## Reproducible Training Library



## DELIVERING HIGH-QUALITY, CUSTOMIZED TRAINING HAS NEVER BEEN SIMPLER.

The Reproducible Training Library offers a full suite of training solutions, in three formats:

-  Instructor-led Classroom programs with reproducible instructor and participant guides
-  Self-study e-Learning with freely distributable self-study module in Microsoft PowerPoint© format
-  e-Books in freely distributable pocket book Microsoft Word© format

All formats can be easily customized so it's your training, your way. Why spend the time when we've done the work for you?

**Get started today!**

Download the Info Kit [hrdqstore.com/rtl-info](http://hrdqstore.com/rtl-info) or call our Customer Service Team at **800-633-4533**

### ABOUT US

HRDQ is a trusted developer of soft-skills learning solutions that help improve the performance of individuals, teams, and organizations. We offer a wide range of resources and services, from ready-to-train assessments and hands-on games to facilitator certification, custom development, and more. Our primary audience includes corporate trainers, human resource professionals, educational institutions, and independent consultants who look to us for research-based solutions to develop key skills, such as leadership, communication, coaching, and team building.

At HRDQ, we believe an experiential approach is the best catalyst for adult learning. Our unique Experiential Learning Model has been the core of what we do for more than 30 years. Combining the best of organizational learning theory and proven facilitation methods with an appreciation for adult learning styles, our philosophy initiates and inspires.

**DOWNLOADABLE,  
CUSTOMIZABLE, REPRODUCIBLE  
& AFFORDABLE**

For more information or to place an order, please call or visit us at:

**HRDQSTORE.COM | 800-633-4533**